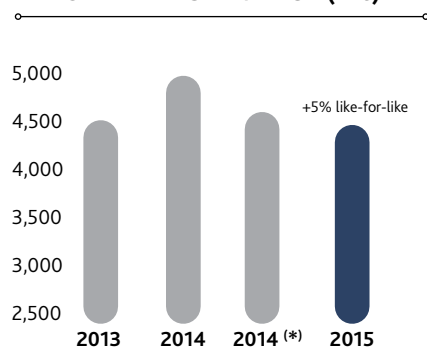
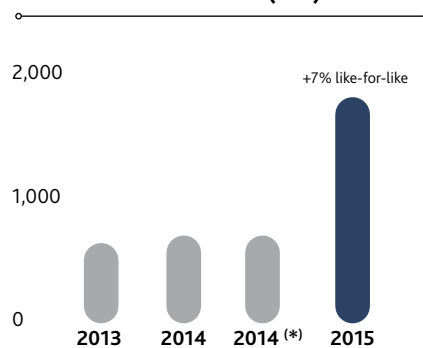


Key figures

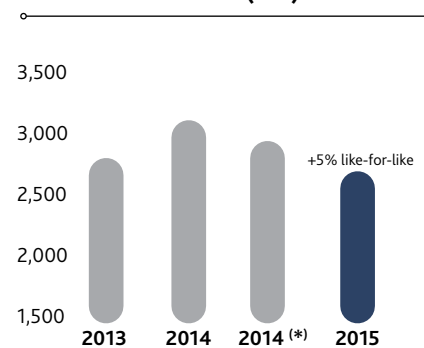
OPERATING REVENUE (M€)



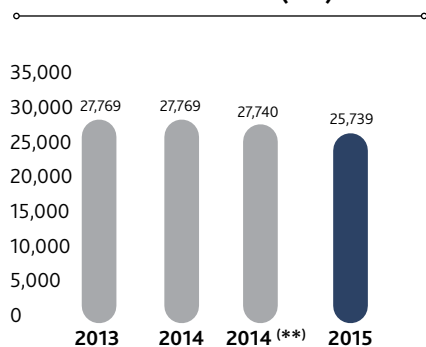
NET PROFIT (M€)



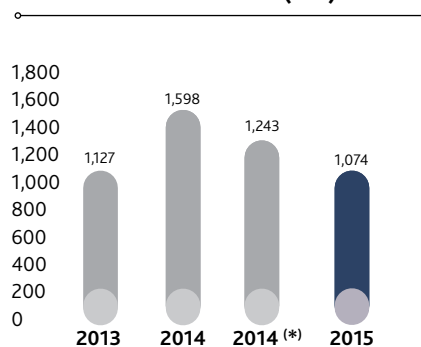
EBITDA (M€)



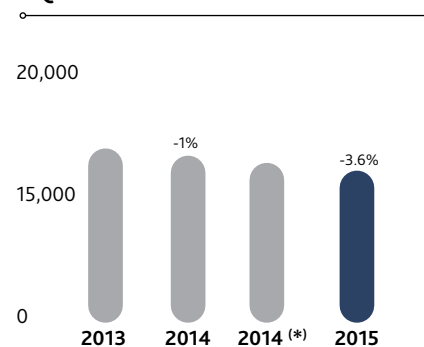
TOTAL ASSETS (M€)



INVESTMENTS (M€)



EQUIVALENT AVERAGE WORKFORCE



● Operational investment
● Expansion investment

(*) 2014 considering the impact of the classification in 2015 of the terrestrial telecommunications operating segment as discontinued operations

(**) 2014 considering the impact of the entry into force of IFRIC 21

ABERTIS SHARE ADJUSTED FOR THE BONUS SHARE ISSUE

